

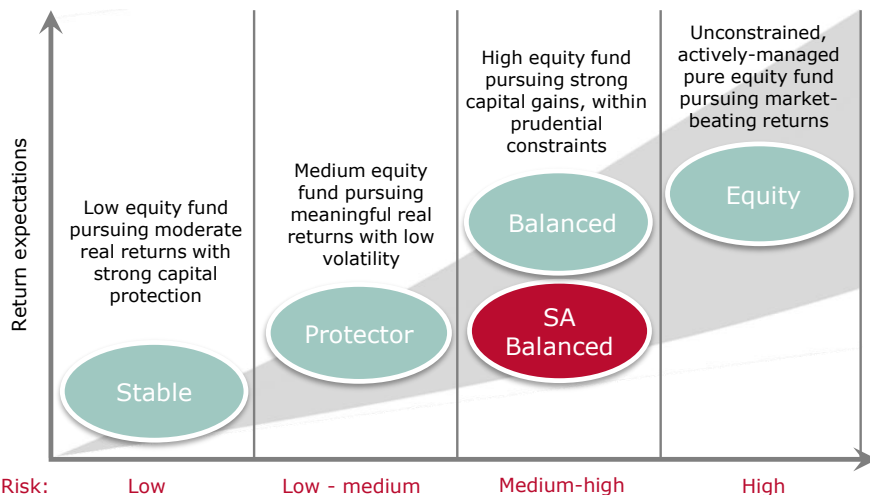
Camissa SA Balanced Fund

December 2024

Date of issue: 14 January 2025

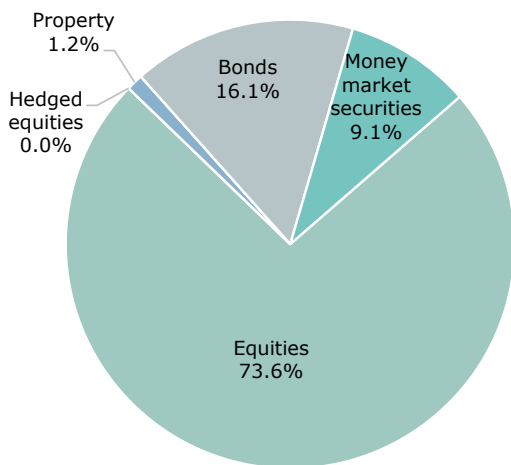


Risk/return profile



The fund has a balanced mandate and investments are diversified across domestic equities, bonds and cash. The fund is actively managed and is positioned in our best ideas, based on our team's proven research process. The fund is Regulation 28 compliant.

Asset allocation



Top 10 equity holdings

Prosus/Naspers	13.8%	Datatec	3.5%
MTN	6.5%	Famous Brands	3.5%
Anglo Platinum	5.0%	Quilter plc	3.2%
Northam Platinum	3.9%	Brait	3.1%
Omnia	3.9%	Exxaro	2.8%
			49.2%

¹ TER (total expense ratio) = % of average NAV of portfolio incurred as charges, levies and fees in the management of the portfolio for rolling one and three-year periods to 31 December 2024. A higher TER does not necessarily imply a poor return, nor does a low TER imply a good return. The current TER may not necessarily be an accurate indication of future TERs. Inclusive in the TER, a performance fee of 0.0% of the net asset value of the class of financial product was recovered.

² TC (transaction costs) are unavoidable costs incurred in administering the financial products offered by Camissa Collective Investments and impact financial product returns. It should not be considered in isolation as returns may be impacted by many other factors over time including market returns, the type of financial product, the investment decisions of the investment manager and the TER. This is also calculated on rolling one and three-year periods to 31 December 2024.



Portfolio Manager
Gavin Wood
BBusSc, FFA, CFA

Fund objective

The fund aims to deliver strong capital growth and income over the long term and thereby significantly outperform the average competitor balanced fund.

This fund is suitable for investors seeking exposure to the South African capital markets and able to withstand short-term market fluctuations in pursuit of high capital growth over the long term. The fund is retirement fund regulation compliant and is suitable for investors in retirement fund solutions.

Invest with us

Contact your financial adviser or

Visit our website

www.camissa-am.com

Call Client Services

0800 864 418

Email

clientservice@camissa-am.com

Fax

088 021 671 3112

Fees and charges (excl VAT)

Initial fee		0.00%
Financial adviser fee	max	3.00%
Ongoing advice fee	max	1.00% pa
Management fee		1.25% pa

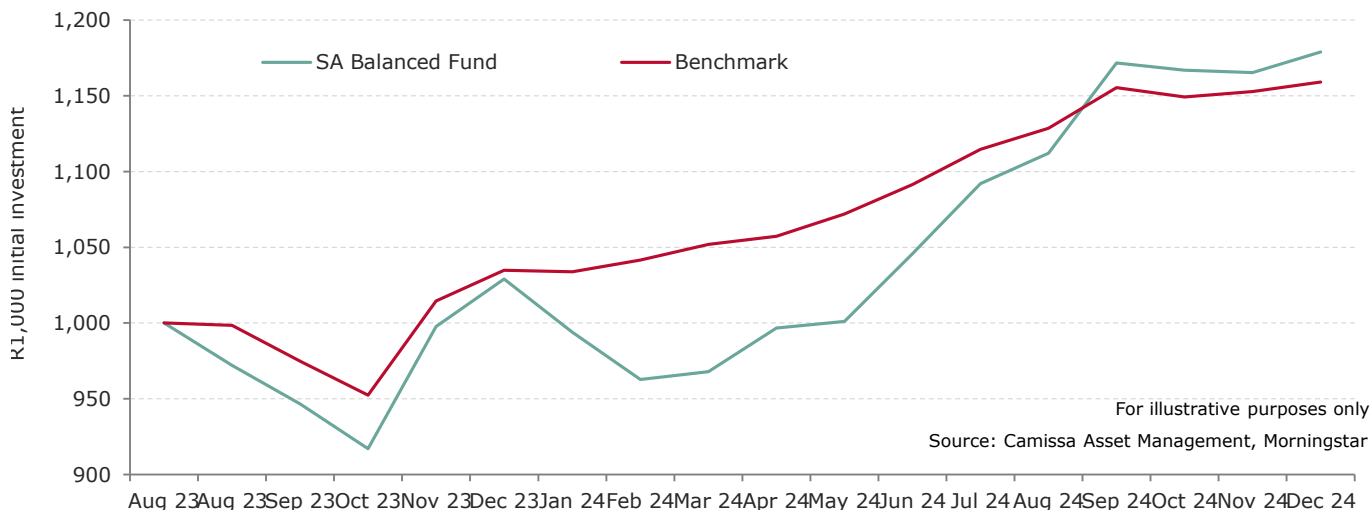
	1 year	3 years
TER ¹	2.18%	0.00%
TC ²	0.89%	0.00%

Camissa SA Balanced Fund

December 2024



Performance¹



Annualised performance	Fund	Benchmark	Outperformance	Highest#	Lowest#	Risk statistics	Fund	Benchmark
1 year	14.6%	12.0%	2.6%	8.8%	-3.4%	Annualised deviation	12.6%	7.1%
Since inception	12.3%	11.0%	1.3%	5.4%	-3.4%	Sharpe ratio*	0.29	0.39
						Maximum gain Φ	21.7%	11.8%
						Maximum drawdown Φ	-8.3%	-4.8%
						% positive months	58.8%	70.6%

Highest and lowest monthly fund performance during specified period

Φ Consecutive months of change in the same direction

* The Sharpe ratio is used to measure how well the return of an asset compensates the investor for the risk taken. The higher the Sharpe ratio the better the Fund's historical risk-adjusted performance has been. This is calculated by taking the difference between the Fund's annualised return and the risk-free (cash) rate, divided by the standard deviation of the Fund's returns.

¹ Performance is quoted from Morningstar as at month-end for a lump sum investment using Class A Net Asset Value (NAV) prices with income distributions reinvested (income is reinvested on the reinvestment date). NAV refers to the value of the fund's assets less the value of its liabilities, divided by the number of units in issue. Performance figures are quoted after the deduction of all costs incurred within the fund. Individual investor performance may differ as a result of initial fees, the actual investment date, the date of reinvestment and dividend withholding tax. All performances are annualised (ie the average annual return over the given time period). Actual annual figures are available on request from Client Service.

Fund size R1.18 billion
NAV 114.24 cpu

Income distributions
31 December 2024 0.00 cpu
30 June 2024 0.00 cpu

Benchmark South African - Multi Asset - SA High Equity funds mean
(Benchmark changed 1 October 2024)

Investment minimum
Lump sum R5,000
Debit order R500 pm

ASISA category South African - Multi Asset - SA High Equity
Launch date 1 August 2023

Trustee Seggie Moodley

Portfolio Manager Gavin Wood - Gavin was a founder of Camissa Asset Management in 2001 and is Chief Investment Officer, heading up the investment team since inception. He also serves as an Executive Director. He has many years of investment experience and holds a BBusSc degree from the University of Cape Town, he qualified as an Actuary (FFA) and is a CFA charter holder.

Head: Standard Bank Trustee Services
seggie.moodley@standardbank.co.za

Fund registration no (ISIN)
ZAE000324075

Pricing: All funds are valued and priced at 15:00 each business day and at 17:00 on the last business day of the month. Forward pricing is used. The deadline for receiving instructions is 14:00 each business day to ensure same day value. Prices are published daily on our website.

The Camissa unit trust fund range is offered by Camissa Collective Investments (RF) Limited (Camissa), registration number 2010/009289/06. Camissa is a subsidiary of Camissa Asset Management (Pty) Limited [a licensed financial services provider (FSP No. 784)], the investment manager of the unit trust funds. Camissa is a member of the Association for Savings and Investment SA (ASISA) and is a registered management company in terms of the Collective Investment Schemes Control Act, No 45 of 2002.

Unit trusts are generally medium to long-term investments. The value of units will fluctuate and past performance should not be used as a guide for future performance. Camissa does not provide any guarantee either with respect to the capital or the return of the portfolio(s). Foreign securities may be included in the portfolio(s) and may result in potential constraints on liquidity and the repatriation of funds. In addition, macroeconomic, political, foreign exchange, tax and settlement risks may apply. However, our robust investment process takes these factors into account. Unit trusts are traded at ruling prices and can engage in scrip lending and borrowing. Exchange rate movements, where applicable, may affect the value of underlying